


Ampport CE (Aided) Primary School

Courage Compassion Respect



Reading

Reading is the key to unlocking every child's full potential and opens up a world of possibilities. A good education is of course about much more than just reading. But being able to read well is the foundation on which so much else depends: children first 'learn to read' and then they 'read to learn'.

- We teach phonics through our own Amport Systematic Synthetic programme.

Our Aims

To teach a full programme with a consistent approach which includes phonics, reading books and classroom resources.

To build on what we already do in regards to teaching early reading at Amport School.

To use child friendly, challenging and interesting books.

Amport SSP Programme

- Each sound will have a unique action.
- Alternative graphemes will have their own actions too.
- Each letter will have its own formation rhyme .
- Digraphs will continue to be taught joined or 'holding hands'
- All phonics mats will reflect and be matched to our phonics programme (pictures/rhymes/actions)

Terminology

Alternative pronunciation

Blend

Digraph

Formation phrase

GPC

Grapheme

Oral blending

Phoneme

Segment

Sound buttons

Split digraph

Trigraph

Phonics Lessons

Direct daily phonics teaching from Reception to Year 1 (and where needed year 2)

Consistency of approach

Secure systematic progression in phonics learning

Maintaining the pace of learning

Providing repeated practice

Application of phonics using matched decodable books

Early identification of children at risk of falling behind, linked to the provision of effective keep up support

Sequence

Daily – 30 mins per session



Monday – Thursday – four days of new learning

Friday Review and revise lesson

Repeated consistent language and mantras

Keep up programme

The structure

Lesson focus	Re-visit and Review			Teach and practise					Practise and Apply		
	GCP'S	Words	Tricky words	New GCP	Oral blending	New words	New tricky words	Sentences/games	Read the sentence	Spelling.	Sentence dictation
'ur' 	Phase 2 sounds using AFL to target certain sounds and children	Words containing <u>sh</u> , <u>ch</u> <u>th</u> <u>ng</u>	He we she me be my	<u>ur</u> Cuddle a furry teddy bear.	Fur Burn Burp Curl Hurt Surf Turn turnip	Read words containing <u>ur</u> sound.	are	Sing alphabet song. Point to letters for each letter name.	The cat has fur Do not hurt the dog The man can surf	Fur Curl Hurt Surf	I can burp I can get the turnip.
'ow' 	Phase 2 sounds using AFL to target certain sounds and children	Words containing <u>ai</u> <u>ee</u> <u>igh</u> <u>oa</u> <u>oo</u>	He we she me be my	<u>ow</u> Milk a cow.	Now Down Owl Cow How Bow Row town	Read words containing <u>ow</u> sound.	sure	Sing alphabet song Point to letters for each letter name.	The cow went to the farm The owl went down from the	Now Down Owl Cow How Bow Row town	I go to the town Stop that now


Reading books

Your child will receive a book which has been carefully matched to their current phonetic knowledge. Your child will have already shared this book with an adult in school. If your child is reading it with little help, please don't worry that it's too easy – your child needs to develop fluency and confidence in reading. These books will allow them to practise their phonics. This book can be kept at home for the week and returned to school on your child's reading day

Listen to them read the book.

Remember to give them lots of praise – celebrate their success!

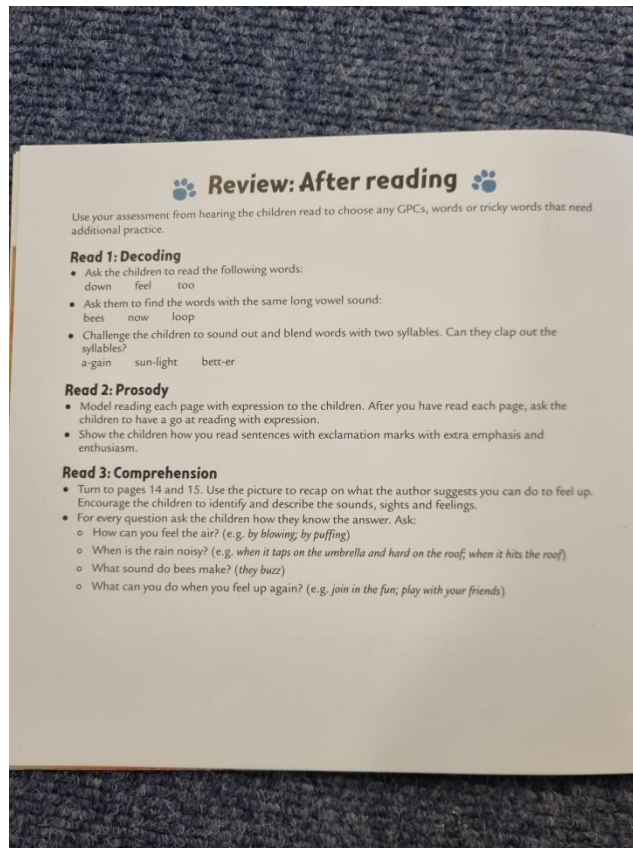
If they can't read a word, read it to them. After they have finished, talk about the book together



Reading sequence

- 1) Decode
- 2) Prosody
- 3) Comprehension

Children are assessed according to their phonic ability – books are matched at 90% accuracy.



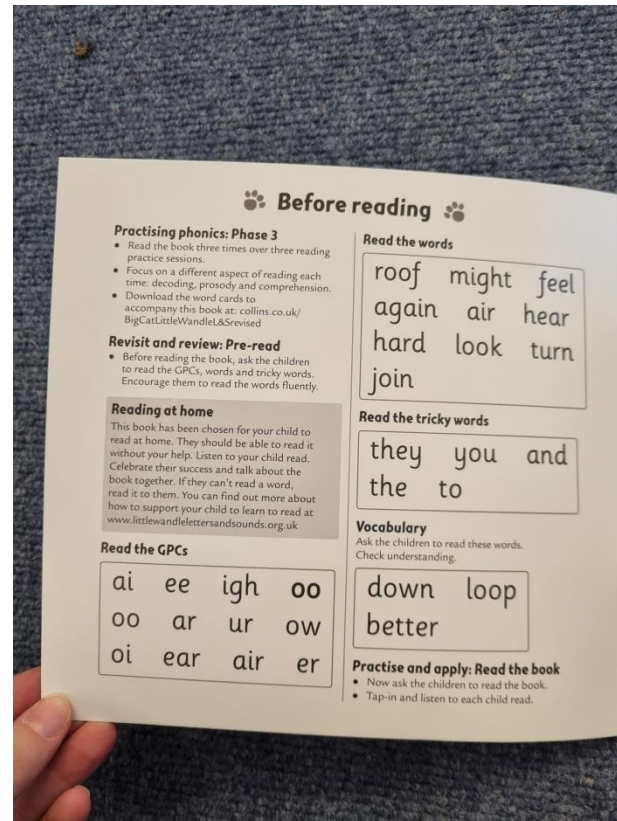
Reading structure

Revise the graphemes

Practise fluently reading three or four words from the book, applying their phonic knowledge

Revise the tricky words that appear in the book

Teach the meaning of unfamiliar vocabulary



Sharing Books

In order to encourage your child to become a lifelong reader, it is important that they learn to read for pleasure.

The sharing book is a book they have chosen from the selection of banded books. We will continue to hear them read banded books in school and they will continue to progress through the books bands as previously so.

Some of the books in each band are not phonetically decodable and your child may need help to read this sharing book.

Read it to or with them. Discuss the pictures, enjoy the story, predict what might happen next, use different voices for the characters, explore the facts in a non-fiction book.

The main thing is that you have fun!

- Children will be assessed each half term and parents receive 'update' emails each half term.

Children will bring home flash card sounds and tricky words to practise at home